

# Lazy Boy Chair Raiser MF 1/3



(1) Perimeter lip (2) Bracket Clamp (3) Spreader board  
(4) Knobs (5) Wing nuts (6) Splayed feet

**For Lazy Boy Chairs that rock or recline, this Raiser is a perfect solution.** Splayed feet give extra stability to chairs with a narrow base like this one. Two strong bracket clamps resist the chair jumping off the Raiser as the user rocks back and forth.

- **Chair stays in place** - 20mm perimeter lip holds the Raiser to the chair.
- **Rocking the chair is safe** - rear clamps hold the chair down to the Raiser.
- **Easy to fit** - Telescopic adjustment ensures you get the perfect fit easily
- **Tested** - Independently tested to ensure your safety.
- **Unique clamping action** - holds the Raiser tightly to a fixed size. (Fig 4)
- **Extra stability** is provided with Splayed feet
- **Re Issuable** - Robust construction enables the Raiser to be re issued.
- **Cost effective** - Raisers sold 25 years ago are still in service today, making them very long lasting and cost-effective.

## SPECIFICATIONS

Max user weight		380Kg (+ the furniture)		
lip around the perimeter		20mm		
Lazy Boy Raiser Chair Platform				
Height	Size	Supplier Code	Order Code	JDE#
150mm	490 x 528 mm to 705 x 880 mm	MF 1/3-150	K2-150	760456
100mm		MF 1/3-100	K2-100	760448
75mm		MF 1/3-75	K2-75	760472
50mm		MF 1/3-50	K2-50	760464
Other options - Custom made.				
Optional: non slip rubber pads stop raiser slipping on polished timber floors				
Safety First - Raiser must match the chair type. See <a href="http://www.multifit.co.nz">www.multifit.co.nz</a>				
Tested - to ensure the stability of the raised furniture. This safeguards the user.				

## Guarantee

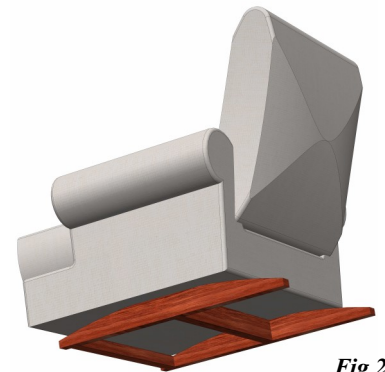
- You will receive any List Item within five working days or we will treat you morning tea.
- Our equipment will fit or we will customise one for you that will.
- Our equipment will retain its original function for at least two years or we will send you a replacement at no extra cost.



Made with pride  
In New Zealand  
for over 25 years




**Multifit Hospital Supplies Ltd © 2020,**  
Ph: 0800 102 803, E: [reception@multifit.co.nz](mailto:reception@multifit.co.nz)  
Website: [www.multifit.co.nz](http://www.multifit.co.nz) 190720



Raiser will fit this type of chair



Raiser fitted to a Lazy Boy chair



Roll the chair forward to expose the underside of the chair, this makes fitting the Raiser much easier.

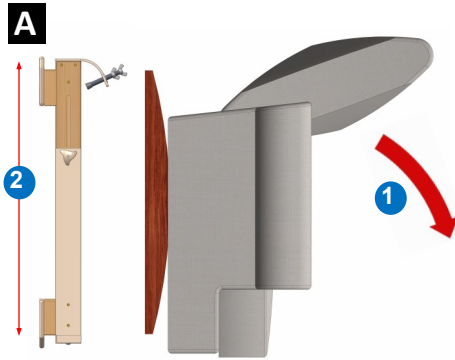
# Lazy Boy Chair Raiser MF 1/3

## Fitting Instructions

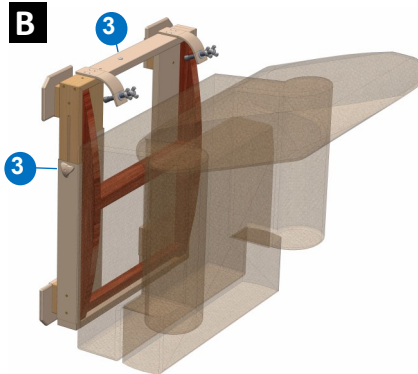


**MultiFit**

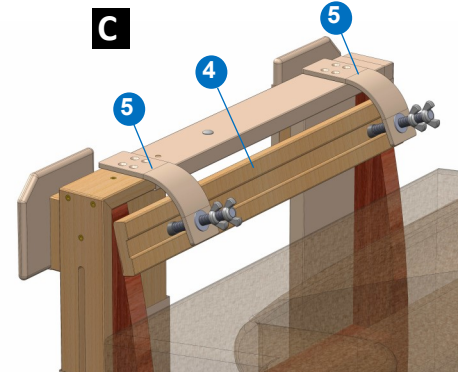
*Get in & out of your chair with less effort.*



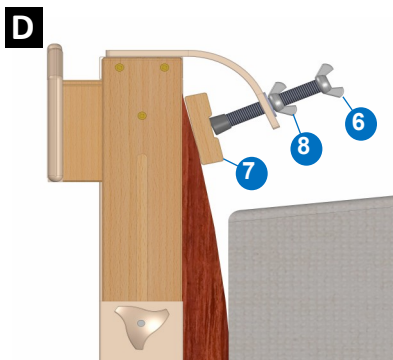
(1) Roll the chair forward so the feet of the chair are accessible.  
(2) Adjust the Raiser in width and length so the lip of the Raiser fits snugly over the base of the chair.



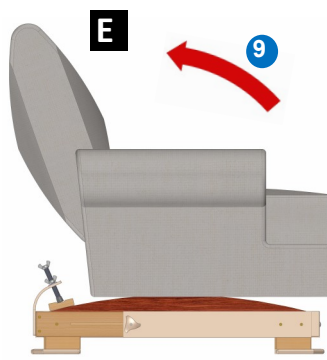
(3) Tighten the knobs & wing nuts on all four telescopic sides of the Raiser.



Place the spreader board (4) under the bracket clamps (5)



Turn the wing nut (6) so it tightens down onto spreader board (7).  
Tighten the second wing nut (8).



(9) Roll the Chair Raiser back onto its base and push the raised Chair back into its original location.

### Checks:

Confirm the raised chair is safe and stable.  
When getting out of the chair your feet are flat on the floor and your bottom approximately level with the underside of your knees.  
Is getting in and out of the chair easier?  
Is the comfort acceptable?



**Assessment notes:** Was the chair raised to the correct height? Does the user look more confident? Chairs are most stable when getting in and out. Reaching over the side of the chair is not recommended. If over time the situation changes and the user needs additional assistance, consider Chair Transfer Rails or an orthopaedic chair.

**Maintenance** - check tightness of the raiser to the chair, tightness of wing nuts, knobs and fixings.

**Cleaning** - with damp cloth. use non-abrasive detergent and dry thoroughly.

**Demonstrations** - see our stand at the next Show Your Ability expo.

**Parts replacement** - refer to [www.multifit.co.nz](http://www.multifit.co.nz) for a complete parts list.

**Our Mission** - is to provide you with the safest, most cost-effective raiser to meet your needs.



*Scan for more info*



Made with pride  
In New Zealand  
for over 25 years



**MultiFit Hospital Supplies Ltd** © 2020  
Ph: 0800 102 803, E: [reception@multifit.co.nz](mailto:reception@multifit.co.nz)  
Website: [www.multifit.co.nz](http://www.multifit.co.nz) 190720