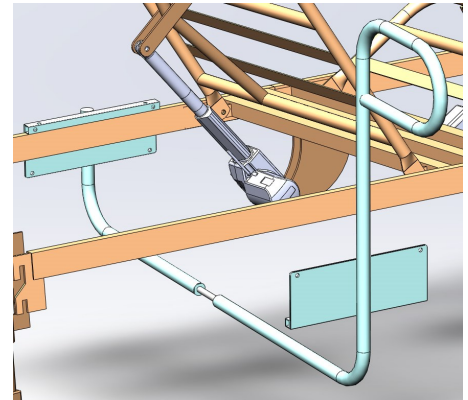
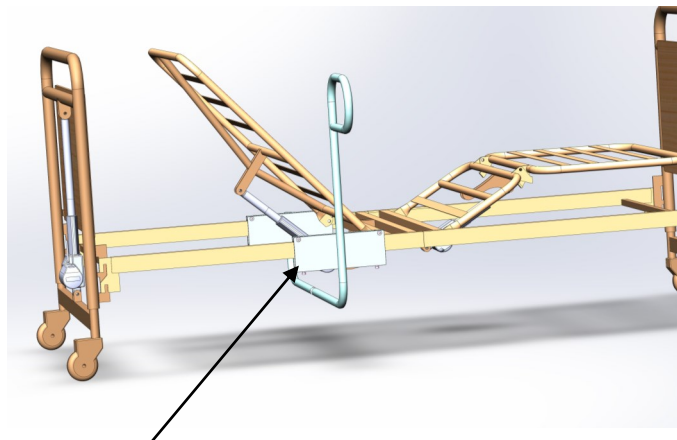


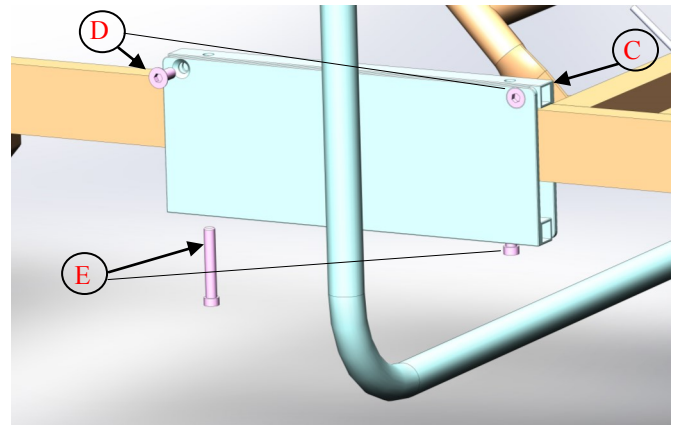
Join the rail with the M12 threaded rod
Adjust the distance **A** between the plates of the rail to match the distance **B** over the side rails of the bed frame.



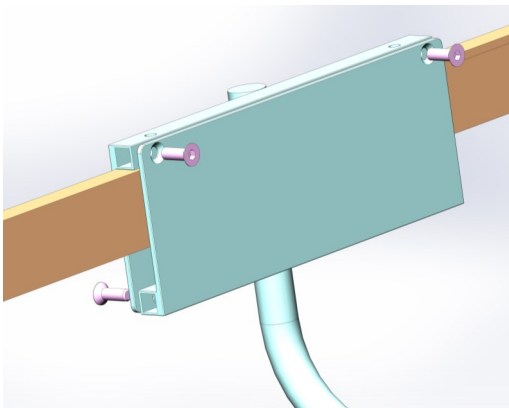
Position the far end of the rail so it rests on the far side rail of the bed frame.



Raise the near side of the rail



Fit one of the clamp plates **C** to the near side with 4 x M8 countersunk head Allen key drive bolts **D**
Fit 2 x M8 socket head bolts **E** so that they tighten up under the side rail frame of the bed and tighten the lock nut.
Ensure the clamp plates are fitting tightly and the rail is stable.



Repeat the clamping procedure with the far side clamp plates.

